



CHI WORK AND TRAVEL



255 West End Avenue
San Rafael, CA 94901 USA



1-800-432-4643 x2
1-415-459-5397 x2



chiwt@chinet.org



wt.chinet.org

Job Description

EMPLOYER INFORMATION

Employer Name: Atlantic Pier Amusements - Steel Pier

DBA: Steel Pier - Atlantic City

Type of Business: Amusement Park

Job location: 1000 BOARDWALK

Location type: Beach town

City: ATLANTIC CITY

State: NJ

Zip: 08401

Website: www.steelpier.com

Why choose us?

The Steel Pier is a family-owned, historical, amusement park. Since 1898, it has been one of the most popular entertainment venues in the United States. Spend your summer working over the Atlantic Ocean. Experience summer warmth, with the beauty of awesome sunsets and soft summer breezes. Steel Pier's mission is: "We endeavor to provide the public with safe, clean, family fun in an amusement park setting." Atlantic City has an excellent transportation system and Work & Travel participants from all over the world. Atlantic City is only 2.5 hours from NYC, 1 hour from Philadelphia, and 3 hours from Washington D.C.. Spend your summer living near the beach and working over the ocean. Enjoy world class shopping, casinos, nightlife, and free citywide weekly events.

Cultural exchange activities

Steel Pier is an iconic amusement park that extends 300 m or 1,000 ft over the Atlantic Ocean, with awesome views of the beach and skyline. See fireworks, power boat races, and an annual air show all while working. More than 25 extreme rides, the United States's third largest ferris wheel, and helicopter tours. Steel Pier features food and beverage outlets that provide varied treats. Steel Pier provides good hours and many cultural events to Work & Travel participants through out the summer season. Past events include basketball tournaments, dance teams, and international food days.

Participants will be asked to provide guests with the best experience possible with a smile. Provide a clean, safe environment. Employees will be trained to enforce all safety regulations, staying current with rules and procedures. Employees should always maintain a professional, clean appearance with a name tag. Schedules will include working evenings, weekends and holidays. Work outdoors over the ocean in a exciting, dynamic, fast paced work environment. Be prepared to stand for long periods of time, in variable weather conditions, while your phone is locked in the employee lockers.

Position

Job title: Groundskeeper

- Job prerequisites:**
1. Intermediate English
 2. Must be able to clean (including bathrooms) and change garbage.
 3. Detailed and Observant (Safety is the most important aspect of any position at Steel Pier.)
 4. Friendly and smiley! Positive Attitude.
 5. Able to withstand working in sun and heat.
 6. Must be able to stand for long periods of time.
 7. Atlantic City a world famous beach resort, is also an urban environment. Students should be comfortable in a city environment.

Job description:



CHI WORK AND TRAVEL

255 West End Avenue
San Rafael, CA 94901 USA

1-800-432-4643 x2
1-415-459-5397 x2

chiwt@chinet.org

wt.chinet.org

Job Description

Perform work involving the use of large and small equipment. Routine manual labor involving trash removal, sweeping, and receiving deliveries. Keep all flower pots throughout the park clean and debris free. Clean restrooms, sweep/mop floors, toilets, walls, and sinks. Restock hand towels and hand soap. Maintain a clean dumpster area. Clean windows and mirrors wherever needed. Help to move equipment or inventory throughout the park. Physical strength and stamina. Ability to follow directions. Be able to reach, bend and frequently lift up to 40 lbs or 18 kgs. A strong work ethic is required.

English level required: Intermediate

Hourly wage (before taxes): 12.00

Wage comments:

Position ID: 14489

Position Information

Tips: No

Bonus: No

Bonus comments:

Estimated hours per day: 32 Hours Per Week

Number of days per week: Varies

Overtime: No

Overtime details:

Earliest start date: 5/24/2021

Latest start date: 6/28/2021

Earliest end date: 9/7/2021

Latest end date: 9/20/2021

Is the employer willing to hire couples? No

Is the employer willing to hire group of friends? Yes

Meals? No

Meals details: Discounted for Employees

Is a drug test required? Yes

Drug test comments:

Is employer interview required? Yes

Employer interview details: Employer requires a Skype interview before placement.
Skype ID: steelpieramusementpark

Do students complete an additional application upon arrival? Yes

Possibility to find a second job in the area Yes

Second jobs require you to contact CHI at chiwt@chinet.org or 1-800-432-4643 to receive the required form. The new potential employer will need to complete it. Both you and the employer will need to sign and return it to CHI for approval. You can work with a new secondary employer ONLY AFTER you have received written authorization from CHI.

Additional comments regarding second job: Steel Pier will not accommodate second job schedules. Participants who are seeking second jobs must find early morning positions. Second jobs must NOT conflict with primary job schedule! Work & Travel participants are not permitted to begin work before their Sponsor has approved any secondary employer. Working without authorization may jeopardize your Work & Travel program. A second job offer and instructions will be provided in your welcome letter. Your CHI program coordinator is always available to help you with this



CHI WORK AND TRAVEL



255 West End Avenue
San Rafael, CA 94901 USA



1-800-432-4643 x2
1-415-459-5397 x2



chiwt@chinet.org



wt.chinet.org

Job Description

process.

When will work begin? Friday starts prior to Mid-June, after Mid-June weekday starts.

Arrival Instructions: Prefer mid-week arrival. Students who arrive during the Memorial Day holiday 5/28 to 5/31 may not be able to start immediately.

Is training required? Yes

Conditions of training: The training paid at the hourly rate. Students will be trained in several different positions. Training may take up to two weeks. Students may not receive full hours until the training period is complete. No job, or hours at a job, can be 100% guaranteed. Regardless of what your work contract states, there is always a possibility that you will work more or less hours. Participants should expect to work weekends only until 6/18. Steel Pier is open full time 6/18 to 9/6. Students will be required to work on peak business days, Friday, Saturday, and Sundays. Steel Pier will not accommodate second job schedules. If seeking a second job, find an early morning, weekday position that does NOT conflict with Steel Pier's full time operating hours 6/18 to 9/6. You are required to work Friday, Saturday, Sunday. If your second job conflicts with Steel Pier, they are not required to fulfill their promise of 32 hours. Program termination is the consequence of working *ANY* job without authorization from CHI.

Is there possibility to change positions? Yes

Uniform required? Yes

Does employer provide uniform? Yes

Cost of uniform: Est 50 USD

Is uniform refundable? No

Uniform provided details:

Do students need to purchase specific clothes or footwear? Yes

If so, details for clothing: Must wear closed-toe athletic shoes and khaki trousers with no pockets. As the weather gets warm to hot, khaki short trousers with no pockets are allowed, they must be long to the knee. Students will purchase 2 t-shirts and 1 sweatshirt/jacket from the employer. The cost is estimated to be \$50. A small portion of the estimated \$50 cost will be taken weekly from paychecks. Students do not have to pay the cost of the uniform up front. Students will also be issued 1 name tag and 1 register key free of charge. If either the name tag or register key are lost, students will be charged for replacement. Name tag and register key must be returned before picking up final paychecks.

Grooming: Any employee with long hair will be required to pull it up in a Steel Pier hat. Men may have beards, they must be short and neatly trimmed. Natural looking hair color only. No visible tattoos. No visible piercings (including tongue rings). American culture is very conscious of body odor. You will be working in the hot sun. Clothes must be washed daily. Participants must purchase and wear antiperspirant and shower daily.

Important points of job: At Steel Pier there will be situations where you will be asked to take on extra tasks or assist in areas outside of your department. Participants need to be flexible and willing to assist in all operations. A team player. Assisting other departments is good exposure and a great way to build relationships with new people and teams.

Additional position information: Steel Pier prefers employees 21+. You must be comfortable living in an urban environment. Physically able to work long hours standing in sun, wind, and heat. Flexible and willing to do all tasks requested by management. Positions are assigned by the employer where needed. Participants must be flexible and open to any position assigned. Participants will only have working hours on Friday, Saturday, Sunday 5/28 to 6/18 and 9/6 to 9/27. Steel Pier has an "Empty Pocket Rule". When employees are on duty, they are not permitted to have a mobile



CHI WORK AND TRAVEL



255 West End Avenue
San Rafael, CA 94901 USA



1-800-432-4643 x2
1-415-459-5397 x2



chiwt@chinet.org



wt.chinet.org

Job Description

phone in their possession. Mobile phones must be locked in employee lockers while the employee is on duty. Distracted employees are a safety risk to employees and visiting guests in amusement parks. Employees must assist in all operations, including being alert and aware at all times. There is zero tolerance for employees having their mobile phones on duty. Steel Pier will not accommodate second job schedules. If seeking a second job, find an early morning, weekday position that does NOT conflict with Steel Pier's full time operating hours 6/18 to 9/6. You are required to work Friday, Saturday, Sunday. If your second job conflicts with Steel Pier, they are not required to fulfill their promise of 32 hours. Program termination is the consequence of working *ANY* job without authorization from CHI. This is an outdoor position, weather can effect hours. 32 Hours guaranteed during full-time operations between 6/18 and 9/6 as long as the student remains flexible and available for work. You will be standing in the hot sun for long hours. You will be working constantly cleaning, bathrooms, trash, sweeping, mopping, this is a good position for a student with intermediate English to have a chance to come on the Work & Travel program, however, this position is hard work. Must be able to give 100% of your attention. The minimum hours are 32, however, you may work more due to increased guest visitation. You will be asked to work a double shift. New Jersey does not require employers to provide breaks, including lunch breaks, for workers eighteen years old or older. An employer who chooses to provide a break in excess of twenty (20) minutes does not have to pay wages for lunch periods or other breaks. This is an entry-level position, you should expect management to give you instruction, this is their job.

Housing Information

Housing name: MUST ARRANGE OWN

Housing address:

City:

Phone:

Fax:

Contact:

Email:

Website: <https://www.facebook.com/groups/430009777160300/>,
<https://www.facebook.com/groups/772753829512033/>

Housing assisted by: Must Arrange Own

Is student required to sign a separate housing contract? No

If so, contract details:

Type of housing: Apartment

Number of people to a room: 3+

Bedrooms: 2+

Bath: 1+

Cost Type: Week

Cost Amount: \$95.00

Cost Details \$95 to \$100

Is housing cost deducted from paycheck? No

Is housing deposit required? Yes

Deposit amount: \$385 to \$400



CHI WORK AND TRAVEL



255 West End Avenue
San Rafael, CA 94901 USA



1-800-432-4643 x2
1-415-459-5397 x2



chiwt@chinet.org



wt.chinet.org

Job Description

Housing deposit due date: On Arrival

Instructions for deposit payment: We recommend you reserve a hotel room for the first night or two. Look at the available housing options before paying a security deposit. The return of a security deposit is subject to the terms and conditions of the landlord/tenant agreement. If a tenant leaves their housing prior to the end of the negotiated term, the security deposit may be kept by the landlord. Program Coordinators cannot negotiate the return of a security deposit if the landlord/tenant agreement has been broken.

Is housing deposit refundable? No

Conditions for deposit refund: A security deposit, also called a damage deposit, is security for the landlord. Each tenant is responsible for all of the conditions of the landlord/tenant agreement. If one tenant damages the premises, the landlord may deduct the damages from the tenant who caused the damage, or the landlord may choose to deduct money from all of the tenants' deposits. Participants should understand the return of this deposit is conditional and may not be returned. This deposit may be retained by the landlord for the following: any unpaid rent or utility bills; payment for damages to the premises; any cleaning; failure to remove any collected trash and food waste from the premises at least once a week; failure to remove trash from the premises which requires pest control professionals; failure to remove ALL collected trash and food waste from the premises before departure; failure to remove collected trash in the yard or street area around or near to the premises, including trash disturbed by birds or animals; disturbances to neighboring premises from parties or loud noise; leaving the premises prior to the end of the negotiated term. Program Coordinators cannot negotiate the return of a security deposit if the landlord/tenant agreement has been broken.

Utilities included: No

If so, utilities details: Most housing includes some utilities.

Utilities estimated cost per month: Arrange Own

Is the housing mandatory? No

Can students find alternative housing during their stay? No

Method of transportation from housing to work site: Walking

Transportation details: Walking, Bicycle, www.jitneyac.com, www.njtranist.com

Additional housing features: Most housing is furnished with a kitchen. Coin operated laundry services are available throughout the city. Internet is provided at the two free Atlantic City Public Library locations, several Starbucks locations and McDonalds.

Comments: We recommend you reserve a hotel room for the first night or two. Look at the available housing options before paying a security deposit. Program Coordinators cannot negotiate the return of a security deposit if the landlord/tenant agreement has been broken.



CHI WORK AND TRAVEL

255 West End Avenue
San Rafael, CA 94901 USA

1-800-432-4643 x2
1-415-459-5397 x2

chiwt@chinet.org

wt.chinet.org

Job Description

Location Area Information

Location type: Beach town

Location of work site best described as: Urban Resort Town

Location details: Stroll along the famous boardwalk with its numerous amusements and eateries or visit the historic, Absecon Lighthouse, New Jersey's tallest lighthouse. Beach and water-based activities including parasailing, charter fishing and tall ship cruises. Casinos and premier nightclubs, featuring DJs like Tiesto. MUST BE 21. Close proximity to New York, Philadelphia, & Washington DC.

Average daily temperature: 18 - 37 C, 64 - 99 F (Summer)

Community or regional website: www.atlanticcitynj.com

Nearest cities: NYC and Philadelphia

Distance to nearest cities: 2.5 hours (NYC) and 1 hour (PHL)

What to wear: The summer is cool to hot and humid. Sweatshirts & jeans for May and early June. Short pants, t-shirts & do not forget a bathing suit.

Available public transportation: www.njtransit.org, www.jitneyac.com

Public transportation access: Excellent

Accessible amenities (by walking or public transportation)

Food market: Yes

Shopping mall: Yes

Post office: Yes

Movie theater: Yes

Restaurants: Yes

Fitness center: Yes

Laundry: Yes

Internet café: Yes

Public library: Yes

Suggested Travel Information

Nearest international airport: Philadelphia International Airport (PHL)

Nearest airport: Atlantic City International Airport (ACY)

Transportation from airport to employer and / or housing: Taxi, Bus, Train, www.rome2rio.com

Nearest bus station (to the airport): 10th & Filbert Streets Philadelphia

Bus information (web site): www.njtransit.com, us.megabus.com, www.greyhound.com

Nearest train information (to the airport): www.amtrak.com, 30th Street Station Philadelphia

Train information (web site): www.njtransit.com, www.amtrak.com

If participant arrives after hours suggested, overnight accomodation: www.hihostels.com, www.applehostels.com

Cost per night: \$55 +

Transportation to overnight accomodation: Taxi, Bus, Train, www.rome2rio.com

Transportations cost: \$50 +

Travel Instructions: Details in Welcome Letter. www.rome2rio.com



CHI WORK AND TRAVEL



255 West End Avenue
San Rafael, CA 94901 USA



1-800-432-4643 x2
1-415-459-5397 x2



chiwt@chinet.org



wt.chinet.org

Job Description

Social Security Information

Does the company require students to have Social Security number before arriving to the work place?

No

Does the company provide Social Security application assistance?

No

If so, details:

Students will have to take a bus to Social Security. Directions in Welcome Letter. The company does not require you to have a Social Security number before starting work. It is the student's obligation to "promptly" show the card to the employer upon receipt. Paychecks will not be issued until the employer receives a copy of the student's SS card. Be prepared to have enough spending and rent money for three weeks before receiving your first paycheck.

Where is the closest Social Security office?

Egg Harbor Township, NJ

How far is the Social Security office from the work place?

45 minutes by bus

Specific instructions:

Office Address:
SOCIAL SECURITY
1350 DOUGHTY RD
EGG HARBOR TWP, NJ 08234

The 508 NJ Transit bus runs to the Social Security Office from Atlantic City Main Bus Terminal (Atlantic & Ohio Avenue) or (South Carolina Avenue & Atlantic Avenue) 3 times daily. Times subject to change, make sure to pick up a bus schedule at the main terminal.



CULTURAL HOMESTAY INTERNATIONAL

Welcome Letter

WORK & TRAVEL

Dear Student,

Hello and Welcome! We are so happy that you will be visiting our country. Work & Travel can be difficult, especially in the beginning, but we believe you will find your experience rewarding and unforgettable. CHI is here to help! Please read carefully through this Welcome Letter.

My name is Jennifer Campbell. I am the Regional Manager for the Mid - Atlantic & Ohio Regions for Cultural Homestay International (CHI). My team and I will be happy to answer any questions you might have and we will also be available throughout your stay to assist with any problems that may occur. Please remember to check your email daily for important communications.

You must stay in contact with your CHI representative.

Have the best summer of your life!

Warm Travel Wishes,

Jennifer Campbell

Please read the CHI Student Handbook, which you should have received at orientation or from your student agency. You are responsible for following all rules in this handbook. The rules are in place for your health, safety, and welfare. Failure to follow the rules may result in a participant's negative program status.

Be Prepared

- Make photocopies of important documents and leave a copy with loved ones.
- Back up your digital photos, in case your phone is stolen or broken.
- Leave things you could not bear to lose at home.
- Bring your welcome letter, your important documents, two extra sets of clothes and your necessary medicine in your carry on luggage. Checked luggage is often lost. The airline will deliver your bag to your US housing or employer once found, but it could take 3 or 4 days.
- *If your luggage is lost, send it to your employers address to ensure delivery.

- You are required to bring \$1000 with you from your country. We recommend you bring \$1200. The first few weeks of Work & Travel you will need these funds to establish yourself in a new country. You will need to pay your housing deposit, pay a week or two of rent, buy a sim card, purchase pillows, sheets, and blankets, food, uniforms, a bicycle, or have transportation money. It takes a few weeks to start working, be trained, become integrated into the schedule and get your first paycheck. You will be nervous and out of money when your first paycheck arrives. Be prepared, you are moving to another country.
-

Be Safe

- Exercise adequate discretion, stay aware of your belongings, and avoid putting yourself into risky situations (such as unlit, deserted areas at night).
 - Open a bank account, on the first day you check into your US housing, to keep the recommended \$1200 you brought from your country safe and secure. You will need this money. Never keep large amounts of money in your student housing no matter how much you trust your roommates.
 - Once in the United States, never carry large amounts of money. You will have a debit card from the bank, if lost, this can always be cancelled. Do not give your PIN (personal identification number) to anyone. If you lose your cash, it can not be replaced.
 - Once in the United States, never carry your important documents or valuables to work. Keep your documents, including passport, safely hidden in your room. Never give your passport or documents to anyone (such as a landlord or employer) to keep. It is illegal for anyone to take your passport or documents from you for any reason.
 - Bring an ID from your country to carry with you that can easily be replaced (University ID, residency card, drivers license). Passports are difficult and expensive to replace, and losing your passport can ruin your travel period plans.
 - Establish a “do not lose it” discipline. Travelers are more likely to inadvertently lose their bags than to have them stolen. I have heard of students leaving passports under pillows, bags on the overhead rack on the bus, and documents in the taxi. Always take a look behind you before leaving any place or form of transport.
 - When you are out and about, never casually or carelessly set down any small valuable item, such as a phone or wallet. Either hold it in your hand or keep it tucked away. At cafés, do not place your phone on the tabletop or purse on the back of the chair where it will be easy to snatch — keep phones and valuables in your front pocket. Make it a habit to be careful with your things; it will become second nature.
 - Stay vigilant in crowds and steer clear of disturbances near you.
 - Participants should use common sense, stay with a partner or friend, especially at night. It is recommended participants let a friend know where they are.
 - Bicycle riders with helmets had an 85 percent reduction in their risk of head injury and an 88 percent reduction in their risk of brain injury. If you ride a bicycle in the US, wear a helmet.
-

Communicate Your Arrival Information

- Check your email frequently for important information.
 - Plan your flight accordingly: if your final destination is 5 hours away, make sure your flight arrives early in the day OR you have made a reservation at a hotel or hostel to stay overnight.
 - Do not arrive late at night! You may not be able to get into your housing after 20:00.
 - You must contact your CHI representative, to let them know when you will be arriving.
 - You must log into www.sevis.org to enter your flight information, as soon as you book your ticket.
-

Student and Exchange Visitor Information System (SEVIS) | wt.chinet.org

- You must log into wt.chinet.org to enter your flight information, as soon as you book your ticket.
 - You are required to access wt.chinet.org within three days of arrival into the United States to check in, use the SEVIS tab on the left hand side of the wt.chinet.org portal.
 - You are required to access wt.chinet.org, every month following your initial check in, for the duration of your program to complete a monthly report.
 - Failure to complete SEVIS check-ins, may result in a participant's negative program status.
-

Arriving at a United States Airport

The following documents you **MUST** have in your possession and present to the U.S. immigration officials upon arrival in the U.S.:

- Valid passport
- DS-2019 Form, the original copy signed with blue ink. Do not accidentally give your loved ones the original copy for safekeeping.
- I-901 SEVIS fee receipt
- J-1 Visa
- Job Offer
- Sponsor Letter

Arrival Tips:

- The immigration officer will review all documents, validate, and place a stamp on your DS-2019 form and your passport. The officer will then return all validated documents to you, including the DS-2019 form.
 - Use your “do not lose it” discipline, remember to collect all documents from the immigration officer. This is a place students often misplace documents. Students are nervous, excited and fail to check they have received everything back before leaving the area.
 - Wait to check-in on social media or take a selfie until you check you have all your documents.
 - You should have no problem entering the U.S. as long as you have all the proper documentation, cooperate and communicate respectfully with the U.S. immigration officers at the airport.
-

Traveling to your Final Destination

- Before you leave your home country map out your trip. www.rome2rio.com is a great website for this research. Your CHI representative will send you exact instructions in a letter prior to your arrival. Check your email daily, it is very important.
 - When estimating your arrival time please add extra time for waiting for baggage, eating, or missing a bus or train connection.
 - Be sure to have a small amount of American currency for regional travel before leaving the airport. Do NOT accept rides from strangers at the airport!
 - Plan accordingly, if arriving late at night, please stay in a hotel or hostel and travel in the morning. (You will not be able to get into your housing if arriving late at night.)
-

Arriving at your Final Destination | What do I need to do now?

- It is very important that you log into the SEVIS system within three days of your arrival. Log into www.sevis.org or if you have no access to the web, call CHI for assistance at 1-800-432-4643. There are SERIOUS consequences if you do not validate your visa, beginning with a cancellation of your visa, so do it as soon as possible!
 - Go to your employer, let them know you have arrived safely. They will provide you with your orientation/start date.
 - 24 hours after entering the United States you will be required to retrieve a document on the internet called an I-94.
 - Wait 5 business days after checking into SEVIS and report to the Social Security office to apply for a Social Security number.
-

I - 94

The I-94 Form is the Arrival / Departure Record that is issued by the immigration officer at the airport to all foreign visitors entering the United States. All I-94 records are created electronically and accessible online 24 hours after arrival.

Retrieval Tips:

- Wait 24 hours following your arrival in the US before you attempt to retrieve your I-94 number.
 - Ensure that the computer you are using is connected to a printer (local library).
 - Go to the <https://i94.cbp.dhs.gov>
 - Enter the required information in all CAPITAL letters. Please make sure you enter your name exactly as it appears in your passport
 - Click Submit
 - You must print this document, it is a required document at Social Security
-

Applying for a Social Security Number

You must register with the local Social Security Office to get your card and number. **YOU MUST WAIT TO RECEIVE YOUR S STATUS**, before you apply for a Social Security card! This in most cases, takes 5 business days from the day you first checked into SEVIS.

Required Documents:

- Valid passport
 - DS-2019 Form, the original copy signed with blue ink. Do not accidentally give your loved ones the original copy for safekeeping.
 - I-901 SEVIS fee receipt
 - J-1 Visa
 - I - 94 Form, printed from the internet at your local community library or employer.
-

Second Jobs

- CHI does not provide second jobs.
 - Second jobs are possible. However, your responsibility is to your primary employer. It is the primary employers participation in the Work & Travel program that has afforded you the opportunity to come to the United States.
 - A second job may not conflict with your primary CHI position in anyway.
 - If you are considering looking for a second job, please be reminded the employer must be approved by CHI for your safety.
 - Failure to have any second job approved may result in a participant's negative program status.
 - Your CHI representative will send you exact instructions in a letter prior to your arrival. Check your email daily, it is very important.
-

Health Insurance

It is required that all participants of Work & Travel obtain health insurance.

- Your health insurance provider will email your instructions to obtain your insurance card.
 - Do not leave your home country without accessing the health insurance website and printing your card.
 - In the United States, doctors and hospitals are in different buildings. Doctors generally have offices away from the hospital or work at an urgent care facility or clinic.
 - For a basic illness, you will go to a doctors office, urgent care facility or clinic, pay \$100 and your insurance will cover any costs incurred after \$100.
 - For a serious emergency, you will go to the hospital or emergency center, pay \$350 and your insurance will cover any costs incurred after \$350.
 - There is limited coverage for dental emergencies. Please visit your primary care doctor and dentist in your home country before traveling to the United States.
 - Please contact your CHI representative to report any illness or emergency you may have, so they can provide assistance.
-

Know the Law

- In the United States, you must be at least 21 years of age to purchase, possess or consume alcoholic beverages. Underage drinking is illegal and can have severe consequences for young people who drink and for adults who provide alcoholic beverages to those under 21.
-

STEEL PIER TENTATIVE 2020 WORK & TRAVEL CALENDAR



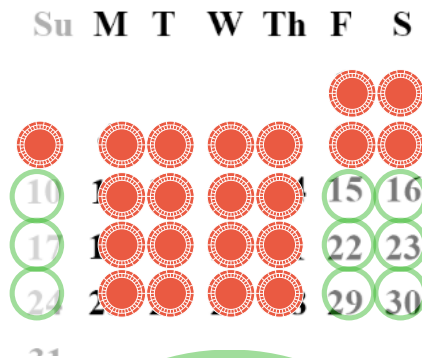
TRAINING WILL BEGIN
THE WEEK OF 5.20. PIER
IS OPEN WEEKEND
HOURS ONLY.

PIER WILL
BE OPEN
ONLY WEEKEN
DS UNTIL 6.19.

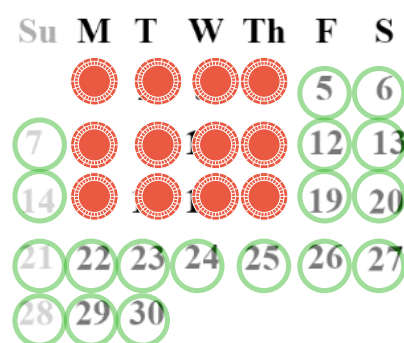
PIER WILL
OPERATE FULL
TIME FROM
6.19 THROUGH 9.7

WEEKEND
HOURS WILL
RESUME
9.7 THROUGH 9.21

May



June



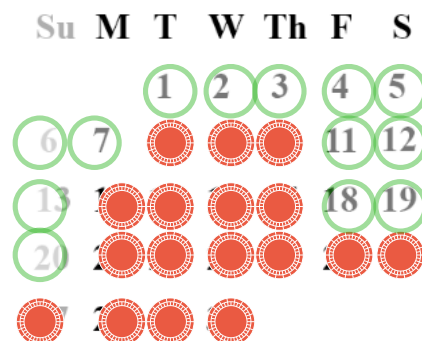
July



August



September



STUDENTS WHO HAVE ELIGIBLE
DS END DATES MUST COMMIT
TO WORKING THROUGH 9.7


STUDENTS WHO SEEK SECOND
JOBS, MUST FIND JOBS IN THE
MORNING THAT WILL NOT
INTERFERE WITH FULL TIME
OPERATIONAL HOURS. STEEL PIER
IS NOT OBLIGATED TO PROVIDE 32
HOURS IF PARTICIPANTS DO NOT
HAVE A FLEXIBLE SCHEDULE. WILL
BE REQUIRED TO WORK FRIDAY,
SATURDAY AND SUNDAY.



PIER CLOSED



PIER OPEN 12 PM TO 2 AM WEATHER PERMITTING

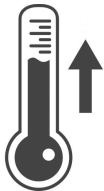


STEEL PIER

Atlantic City, New Jersey

Adaptation is not always easy, working is hard, but it is important to remember that you are temporarily in the United States for a new learning experience.

The key to a successful program is to stay positive and be flexible.



Participants who accept the position, must be willing to work in hot kitchens, near grills and ovens.



Participants who accept the position, must be willing to remove trash.



Participants who accept the position, must be willing to sweep, mop, & clean. Including toilets.



Participants who accept the position, must be physically able push, pull, and lift 15 kgs with no physical limitations. Requires standing for long periods of time.



Participants who accept the position should be aware rain can effect their hours. Steel Pier is an outdoor position.



Participants who accept the position, must be willing to work in the sun and hot temperatures.




The concept of time plays a great role in American culture. Being late consistently makes you unreliable. Come to work as scheduled and on time. Good attendance ensures your hours.



No job, or hours at a job, can be 100% guaranteed. Regardless of what your work contract states, there is always a possibility that you will work more or less hours. Expect lower hours during the first two weeks of training.



New Jersey does not require employers to provide breaks, for workers 18 years old or older. Breaks are not available every workday. On days when 30-minute breaks are available, students must clock out during this period.



May 4th to June 19th Steel Pier is only open Friday through Sunday. Full-time hours occur after June 19th. Weekend hours return after September 7th to the 21st.



Steel Pier will not change your schedule to accommodate your second job. Second jobs must be approved by CHI prior to starting. Your CHI coordinator will help you with this process. Your second job can not conflict with your primary job. If you have a conflict, your primary employer will not guarantee 32 hours.



Participants should use common sense, stay with a partner or friend, especially at night. It is recommended participants let a friend know where they are.



Participants should have the experience and knowledge necessary to deal with the potential dangers of life in an urban/city environment. Pick pockets operate in this area.



You must arrange your own housing. We recommend you search for your housing prior to arrival. Be prepared with an arrival plan. Do not arrive late at night.



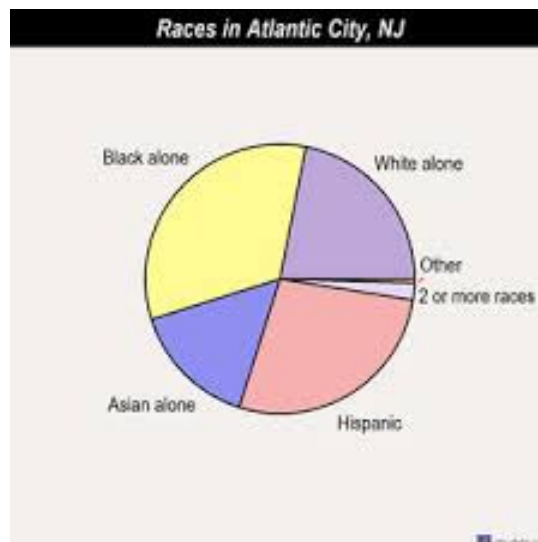
Open a bank account and get a debit card. Do not carry cash, valuables or your documents with you. Bring an alternative ID to carry. Keep your passport and documents stored safely at your housing.




Bicycle riders with helmets had an 85 percent reduction in their risk of head injury and an 88 percent reduction in their risk of brain injury. If you ride a bicycle in the US, wear a helmet.



A security deposit protects landlords from the cost associated with; parties, loud noise, damage, dirt, trash, unpaid rent, or utility bills. Participants who leave housing before the end of their program will *NOT* see any portion of their security deposit returned. Your refund is conditional, CHI coordinators can not negotiate a return.



Participants should be aware the United States is a melting pot. You will come into contact with all kinds of people and ways of life. All ages, shapes and sizes, levels of wealth, backgrounds, religions, sexual preferences, and ethnicities.

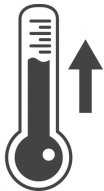


STEEL PIER

Atlantic City, New Jersey

Adaptation is not always easy, working is hard, but it is important to remember that you are temporarily in the United States for a new learning experience.

The key to a successful program is to stay positive and be flexible.



Participants who accept the position, must be willing to work in hot kitchens, near grills and ovens.



Participants who accept the position, must be willing to remove trash.



Participants who accept the position, must be willing to sweep, mop, & clean. Including toilets.



Participants who accept the position, must be physically able push, pull, and lift 15 kgs with no physical limitations. Requires standing for long periods of time.



Participants who accept the position should be aware rain can effect their hours. Steel Pier is an outdoor position.



Participants who accept the position, must be willing to work in the sun and hot temperatures.




The concept of time plays a great role in American culture. Being late consistently makes you unreliable. Come to work as scheduled and on time. Good attendance ensures your hours.



No job, or hours at a job, can be 100% guaranteed. Regardless of what your work contract states, there is always a possibility that you will work more or less hours. Expect lower hours during the first two weeks of training.



New Jersey does not require employers to provide breaks, for workers 18 years old or older. Breaks are not available every workday. On days when 30-minute breaks are available, students must clock out during this period.



May 4th to June 19th Steel Pier is only open Friday through Sunday. Full-time hours occur after June 19th. Weekend hours return after September 7th to the 21st.



Steel Pier will not change your schedule to accommodate your second job. Second jobs must be approved by CHI prior to starting. Your CHI coordinator will help you with this process. Your second job can not conflict with your primary job. If you have a conflict, your primary employer will not guarantee 32 hours.



Participants should use common sense, stay with a partner or friend, especially at night. It is recommended participants let a friend know where they are.



Participants should have the experience and knowledge necessary to deal with the potential dangers of life in an urban/city environment. Pick pockets operate in this area.



You must arrange your own housing. We recommend you search for your housing prior to arrival. Be prepared with an arrival plan. Do not arrive late at night.



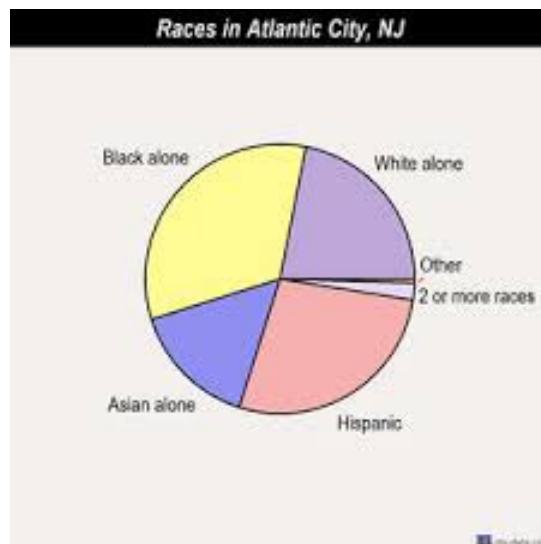
Open a bank account and get a debit card. Do not carry cash, valuables or your documents with you. Bring an alternative ID to carry. Keep your passport and documents stored safely at your housing.



Bicycle riders with helmets had an 85 percent reduction in their risk of head injury and an 88 percent reduction in their risk of brain injury. If you ride a bicycle in the US, wear a helmet.



A security deposit protects landlords from the cost associated with; parties, loud noise, damage, dirt, trash, unpaid rent, or utility bills. Participants who leave housing before the end of their program will *NOT* see any portion of their security deposit returned. Your refund is conditional, CHI coordinators can not negotiate a return.



Participants should be aware the United States is a melting pot. You will come into contact with all kinds of people and ways of life. All ages, shapes and sizes, levels of wealth, backgrounds, religions, sexual preferences, and ethnicities.