



## CHI WORK AND TRAVEL



255 West End Avenue  
San Rafael, CA 94901 USA



1-800-432-4643 x2  
1-415-459-5397 x2



chiwt@chinet.org



wt.chinet.org

## Job Description

### EMPLOYER INFORMATION

**Employer Name:** Boardwalk 1000, LLC  
**DBA:** Hard Rock Hotel & Casino Atlantic City  
**Type of Business:** Casino/Hotel  
**Job location:** 1000 BOARDWALK  
**Location type:** Beach town  
**City:** ATLANTIC CITY  
**State:** NJ  
**Zip:** 08401  
**Website:** [www.hardrockhotelatlanticcity.com](http://www.hardrockhotelatlanticcity.com)

### Why choose us?

FROM THE BRAND THAT ROCKS THE WORLD, A SUMMER THAT WILL ROCK!

Here at Hard Rock, we are always pushing the envelope to bring a fresh approach to our service, attitude and actions. We are seeking like-minded 'Rock Stars' who are interested in a summer position in a fast-paced hotel with Hard Rock Hotel & Casino Atlantic City. If you are ready for an exciting opportunity working in a creative environment where you can bring your authentic self to work, we want to connect with you!

Hard Rock Atlantic City provides participants a free meal daily and constant interaction with Americans both English and Spanish speaking. One of the great perks of working for Hard Rock Atlantic City is living steps from the beach, on the world-famous Atlantic City Boardwalk.

### Cultural exchange activities

You will have constant customer interaction, as well as a chance to meet local residents and vacationing tourists (tourists primarily visit during the spring and summer) from all over the US and abroad. Steps from the ocean, casinos and nightlife, Atlantic City is one of New Jersey's best summer tourist destinations on the Jersey Shore.

Atlantic City has an excellent transportation system and Work & Travel participants from all over the world. Atlantic City is only 2.5 hours from NYC, 1 hour from Philadelphia, and 3 hours from Washington D.C.. Spend your summer living near the beach and working by the ocean. Enjoy world class shopping, casinos, nightlife, and free citywide weekly events.

Atlantic City with its close proximity to Washington D.C., Philadelphia, and New York offers participants the ability to visit great United States cities on their days off. Visit museums, memorials, Lucy the Elephant, Absecon Lighthouse, America's first Boardwalk.

### Position

**Job title:** Cleaner, Steward - EARLY - OJL

- Job prerequisites:**
1. Humble, hardworking, cheerful, with a great attitude.
  2. Intermediate + English.
  3. Accept assignments willingly, be committed to your work.
  4. Must work through September 3rd.
  5. Must not have allergies to cleaning products or dust.

**Job description:**



## CHI WORK AND TRAVEL



255 West End Avenue  
San Rafael, CA 94901 USA



1-800-432-4643 x2  
1-415-459-5397 x2



chiwt@chinet.org



wt.chinet.org

### Job Description

Duties include washing, scrubbing or polishing utensils such as pots, pans, trays, silverware, and plates. Sweeping and mopping kitchen floors and disposing of garbage. Cleaning and sanitizing all bars, kitchens, including but not limited to ovens, coolers, freezers and deep fryers. Removes, cleans, and sanitizes kitchen floor mats and ensures proper placement. Performs other cleaning duties as assigned. This is not an exhaustive list of all responsibilities. Management reserves the right to require that other tasks be performed when circumstances arise. Willingness to be exposed to environmental factors such as noise, cleaning chemicals, and cigarette smoke. Must not have allergies. Must be able to work quickly with attention to detail. Team players only. Hard Rock is a union property, membership of the union is mandatory. Membership costs (\$100 initiation fee followed by \$47.50 monthly) collected from paycheck in increments.

English level required: Upper Intermediate

Hourly wage (before taxes): 12.00

Wage comments:

Position ID: 14427

### Position Information

Tips: Very Minimal

Bonus: No

Bonus comments:

Estimated hours per day: 32 Hours Per Week

Number of days per week: Varies

Overtime: No

Overtime details:

Earliest start date: 4/28/2021

Latest start date: 5/24/2021

Earliest end date: 8/30/2021

Latest end date: 9/13/2021

Is the employer willing to hire couples? Yes

Is the employer willing to hire group of friends? Yes

Meals? No

Meals details: Participants will receive one free meal per shift. Participants are only able to eat in the cafeteria one-time per shift.

Is a drug test required? Yes

Drug test comments:

Is employer interview required? No

Employer interview details: Required Skype interview with employer.

Do students complete an additional application upon arrival? Yes

Possibility to find a second job in the area Yes

Second jobs require you to contact CHI at [chiwt@chinet.org](mailto:chiwt@chinet.org) or 1-800-432-4643 to receive the required form. The new potential employer will need to complete it. Both you and the employer will need to sign and return it to CHI for approval. You can work with a new secondary employer ONLY AFTER you have received written authorization from CHI.

**Additional comments regarding second job:** Second jobs must NOT conflict with primary job schedule! Work & Travel participants are not permitted to begin work before their Sponsor has approved any secondary employer.



## CHI WORK AND TRAVEL



255 West End Avenue  
San Rafael, CA 94901 USA



1-800-432-4643 x2  
1-415-459-5397 x2



chiwt@chinet.org



wt.chinet.org

### Job Description

Working without authorization may jeopardize your Work & Travel program. A second job offer and instructions will be provided in your welcome letter. Your CHI program coordinator is always available to help you with this process.

**When will work begin?** Complete paperwork/drug test prior to Monday orientation.

**Arrival Instructions:** Orientations take place on Monday. Students should consider arriving mid-week to start paperwork, complete drug test and be prepared for Monday orientation. May take up to 7 - 10 days to begin a full schedule. Please be patient and allow the employer to integrate you into the schedule.

**Is training required?** Yes

**Conditions of training:** Training paid at the hourly rate. Students may be trained in several different positions. Training may take up to two weeks. Students may not receive full hours until the training period is complete. No job, or hours at a job, can be 100% guaranteed. Regardless of what your work contract states, there is always a possibility that you will work more or fewer hours. Participants should expect to have fewer hours during the first two weeks of training. Some days will be slower than others. Students will be required to work on peak business days, Friday, Saturday, and Sundays.

**Is there possibility to change positions?** No

**Uniform required?** Yes

**Does employer provide uniform?** Yes

**Cost of uniform:** Provided free

**Is uniform refundable?** No

**Uniform provided details:**

**Do students need to purchase specific clothes or footwear?** Yes

**If so, details for clothing:** Participants will be issued uniforms. Participants will need to purchase black, non-skid, close-toed shoes. You must have skid-resistant shoes to work. Your employer will provide a full uniform.

**Grooming:** In the United States cultural you must shower daily and use antiperspirant. Visible tattoos are permitted as they don't contain objectionable words or imagery. Please make sure your fingernails are clean, well-manicured and of either short or moderate length. Any employee with long hair must have it up and off their shoulders.

**Important points of job:** Orientations take place on Monday. Participants should consider arriving mid-week.

**Additional position information:** Push/pull and lift/carry items weighing up to 35 lbs on a daily basis. Cleaning is difficult, you must keep a fast pace. Must be able to effectively communicate in English, in both written and oral forms. Orientations take place on Monday. Students should consider arriving mid-week to start paperwork, complete drug test and be prepared for Monday orientation. May take up to 7 - 10 days to begin a full schedule. Please be patient and allow the employer to integrate you into the schedule. You will need to have money for your expenses for at least three weeks.

### Housing Information

**Housing name:** MUST ARRANGE OWN

**Housing address:**

**City:**

**Phone:**

**Fax:**

**Contact:**



## CHI WORK AND TRAVEL



255 West End Avenue  
San Rafael, CA 94901 USA



1-800-432-4643 x2  
1-415-459-5397 x2



chiwt@chinet.org



wt.chinet.org

### Job Description

**Email:**

**Website:** <https://www.facebook.com/groups/430009777160300/>,  
<https://www.facebook.com/groups/772753829512033/>

**Housing assisted by:** Must Arrange Own

**Is student required to sign a separate housing contract?** No

**If so, contract details:**

**Type of housing:** Apartment

**Number of people to a room:** 3+

**Bedrooms:** 2+

**Bath:** 1+

**Cost Type:** Week

**Cost Amount:** \$95.00

**Cost Details** \$95 to \$100

**Is housing cost deducted from paycheck?** No

**Is housing deposit required?** Yes

**Deposit amount:** \$385 to \$400

**Housing deposit due date:** On Arrival

**Instructions for deposit payment:** We recommend you reserve a hotel room for the first night or two. Look at the available housing options before paying a security deposit. The return of a security deposit is subject to the terms and conditions of the landlord/tenant agreement. If a tenant leaves their housing prior to the end of the negotiated term, the security deposit may be kept by the landlord. Program Coordinators cannot negotiate the return of a security deposit if the landlord/tenant agreement has been broken.

**Is housing deposit refundable?** No

**Conditions for deposit refund:** A security deposit, also called a damage deposit, is security for the landlord. Each tenant is responsible for all of the conditions of the landlord/tenant agreement. If one tenant damages the premises, the landlord may deduct the damages from the tenant who caused the damage, or the landlord may choose to deduct money from all of the tenants' deposits. Participants should understand the return of this deposit is conditional and may not be returned. This deposit may be retained by the landlord for the following: any unpaid rent or utility bills; payment for damages to the premises; any cleaning; failure to remove any collected trash and food waste from the premises at least once a week; failure to remove trash from the premises which requires pest control professionals; failure to remove ALL collected trash and food waste from the premises before departure; failure to remove collected trash in the yard or street area around or near to the premises, including trash disturbed by birds or animals; disturbances to neighboring premises from parties or loud noise; leaving the premises prior to the end of the negotiated term. Program Coordinators cannot negotiate the return of a security deposit if the landlord/tenant agreement has been broken.

**Utilities included:** No

**If so, utilities details:** Most housing includes some utilities.

**Utilities estimated cost per month:** Arrange Own

**Is the housing mandatory?** No

**Can students find alternative housing during their stay?** No

Walking



## CHI WORK AND TRAVEL



255 West End Avenue  
San Rafael, CA 94901 USA



1-800-432-4643 x2  
1-415-459-5397 x2



chiwt@chinet.org



wt.chinet.org

## Job Description

**Method of transportation from housing to work site:**

**Transportation details:** Walking, Bicycle, [www.jitneyac.com](http://www.jitneyac.com), [www.njtransit.com](http://www.njtransit.com)

**Additional housing features:** Most housing is furnished with a kitchen. Coin operated laundry services are available throughout the city. Internet is provided at the two free Atlantic City Public Library locations, several Starbucks locations and McDonalds.

**Comments:** We recommend you reserve a hotel room for the first night or two. Look at the available housing options before paying a security deposit. Program Coordinators cannot negotiate the return of a security deposit if the landlord/tenant agreement has been broken.

### Location Area Information

**Location type:** Beach town

**Location of work site best described as:** Exciting beach town on the Jersey Shore.

**Location details:** Stroll along the famous boardwalk with its numerous amusements and eateries or visit the historic, Absecon Lighthouse, New Jersey's tallest lighthouse. Beach and water-based activities including parasailing, charter fishing and tall ship cruises. 8 casinos and premier nightclubs, featuring DJs like Tiesto. MUST BE 21. Close proximity to New York, Philadelphia, & Washington DC.

**Average daily temperature:** 18 - 37 C, 64 - 99 F (Summer)

**Community or regional website:** [www.atlanticcitynj.com](http://www.atlanticcitynj.com)

**Nearest cities:** NYC and Philadelphia

**Distance to nearest cities:** 2.5 hours (NYC) and 1 hour (PHL)

**What to wear:** The summer is cool to hot and humid. Sweatshirts & jeans for May and early June. Short pants, t-shirts & do not forget a bathing suit.

**Available public transportation:** [www.njtransit.org](http://www.njtransit.org), [www.jitneyac.com](http://www.jitneyac.com)

**Public transportation access:** Excellent

### Accessible amenities (by walking or public transportation)

**Food market:** Yes

**Shopping mall:** Yes

**Post office:** Yes

**Movie theater:** Yes

**Restaurants:** Yes

**Fitness center:** Yes

**Laundry:** Yes

**Internet café:** Yes

**Public library:** Yes



## CHI WORK AND TRAVEL



255 West End Avenue  
San Rafael, CA 94901 USA



1-800-432-4643 x2  
1-415-459-5397 x2



chiwt@chinet.org



wt.chinet.org

## Job Description

### Suggested Travel Information

- Nearest international airport:** Philadelphia International Airport (PHL)
- Nearest airport:** Atlantic City International Airport (ACY)
- Transportation from airport to employer and / or housing:** Taxi, Bus, Train, Uber, [www.rome2rio.com](http://www.rome2rio.com)
- Nearest bus station (to the airport):** 10th & Filbert Streets Philadelphia
- Bus information (web site):** [www.njtransit.com](http://www.njtransit.com), [us.megabus.com](http://us.megabus.com), [www.greyhound.com](http://www.greyhound.com)
- Nearest train information (to the airport):** [www.amtrak.com](http://www.amtrak.com), 30th Street Station Philadelphia
- Train information (web site):** [www.njtransit.com](http://www.njtransit.com), [www.amtrak.com](http://www.amtrak.com)
- If participant arrives after hours suggested, overnight accomodation:** [www.hihostels.com](http://www.hihostels.com), [www.applehostels.com](http://www.applehostels.com)
- Cost per night:** \$45 +
- Transportation to overnight accomodation:** Taxi, Bus, Train, Uber, [www.rome2rio.com](http://www.rome2rio.com)
- Transportations cost:** \$35 +
- Travel Instructions:** Directions will be sent in your Welcome Letter. [www.rome2rio.com](http://www.rome2rio.com)

### Social Security Information

- Does the company require students to have Social Security number before arriving to the work place?** Yes
- Does the company provide Social Security application assistance?** No
- If so, details:** Participants who do not have Social Security numbers may see a delay in their first paycheck. You must take the bus to Social Security. Directions in Welcome Letter. Be prepared to have enough spending for one month.
- Where is the closest Social Security office?** Egg Harbor Township, NJ
- How far is the Social Security office from the work place?** 45 Minutes by Bus
- Specific instructions:** Students can take the 508 NJ Transit bus runs to the Social Security Office from Atlantic City's Main Bus Terminal (Atlantic & Ohio Avenue) 3 times daily.

Office Address:  
SOCIAL SECURITY  
1350 DOUGHTY RD  
EGG HARBOR TWP, NJ 08234

Office Hours: Monday, Tuesday, Thursday, Friday - 9 am - 4pm Wednesday - 9 am - 12 pm



CULTURAL HOMESTAY INTERNATIONAL

# Welcome Letter

## WORK & TRAVEL

Dear Student,

Hello and Welcome! We are so happy that you will be visiting our country. Work & Travel can be difficult, especially in the beginning, but we believe you will find your experience rewarding and unforgettable. CHI is here to help! Please read carefully through this Welcome Letter.

My name is Jennifer Campbell. I am the Regional Manager for the Mid - Atlantic & Ohio Regions for Cultural Homestay International (CHI). My team and I will be happy to answer any questions you might have and we will also be available throughout your stay to assist with any problems that may occur. Please remember to check your email daily for important communications.

You must stay in contact with your CHI representative.

Have the best summer of your life!

Warm Travel Wishes,

*Jennifer Campbell*

---

**Please read the CHI Student Handbook, which you should have received at orientation or from your student agency. You are responsible for following all rules in this handbook. The rules are in place for your health, safety, and welfare. Failure to follow the rules may result in a participant's negative program status.**

---

### Be Prepared

- Make photocopies of important documents and leave a copy with loved ones.
- Back up your digital photos, in case your phone is stolen or broken.
- Leave things you could not bear to lose at home.
- Bring your welcome letter, your important documents, two extra sets of clothes and your necessary medicine in your carry on luggage. Checked luggage is often lost. The airline will deliver your bag to your US housing or employer once found, but it could take 3 or 4 days.
- \*If your luggage is lost, send it to your employers address to ensure delivery.



- You are required to bring \$1000 with you from your country. We recommend you bring \$1200. The first few weeks of Work & Travel you will need these funds to establish yourself in a new country. You will need to pay your housing deposit, pay a week or two of rent, buy a sim card, purchase pillows, sheets, and blankets, food, uniforms, a bicycle, or have transportation money. It takes a few weeks to start working, be trained, become integrated into the schedule and get your first paycheck. You will be nervous and out of money when your first paycheck arrives. Be prepared, you are moving to another country.
- 

## Be Safe

- Exercise adequate discretion, stay aware of your belongings, and avoid putting yourself into risky situations (such as unlit, deserted areas at night).
  - Open a bank account, on the first day you check into your US housing, to keep the recommended \$1200 you brought from your country safe and secure. You will need this money. Never keep large amounts of money in your student housing no matter how much you trust your roommates.
  - Once in the United States, never carry large amounts of money. You will have a debit card from the bank, if lost, this can always be cancelled. Do not give your PIN (personal identification number) to anyone. If you lose your cash, it can not be replaced.
  - Once in the United States, never carry your important documents or valuables to work. Keep your documents, including passport, safely hidden in your room. Never give your passport or documents to anyone (such as a landlord or employer) to keep. It is illegal for anyone to take your passport or documents from you for any reason.
  - Bring an ID from your country to carry with you that can easily be replaced (University ID, residency card, drivers license). Passports are difficult and expensive to replace, and losing your passport can ruin your travel period plans.
  - Establish a “do not lose it” discipline. Travelers are more likely to inadvertently lose their bags than to have them stolen. I have heard of students leaving passports under pillows, bags on the overhead rack on the bus, and documents in the taxi. Always take a look behind you before leaving any place or form of transport.
  - When you are out and about, never casually or carelessly set down any small valuable item, such as a phone or wallet. Either hold it in your hand or keep it tucked away. At cafés, do not place your phone on the tabletop or purse on the back of the chair where it will be easy to snatch — keep phones and valuables in your front pocket. Make it a habit to be careful with your things; it will become second nature.
  - Stay vigilant in crowds and steer clear of disturbances near you.
  - Participants should use common sense, stay with a partner or friend, especially at night. It is recommended participants let a friend know where they are.
  - Bicycle riders with helmets had an 85 percent reduction in their risk of head injury and an 88 percent reduction in their risk of brain injury. If you ride a bicycle in the US, wear a helmet.
- 

## Communicate Your Arrival Information



- Check your email frequently for important information.
  - Plan your flight accordingly: if your final destination is 5 hours away, make sure your flight arrives early in the day OR you have made a reservation at a hotel or hostel to stay overnight.
  - Do not arrive late at night! You may not be able to get into your housing after 20:00.
  - You must contact your CHI representative, to let them know when you will be arriving.
  - You must log into [www.sevis.org](http://www.sevis.org) to enter your flight information, as soon as you book your ticket.
- 

## **Student and Exchange Visitor Information System (SEVIS) | [wt.chinet.org](http://wt.chinet.org)**

- You must log into [wt.chinet.org](http://wt.chinet.org) to enter your flight information, as soon as you book your ticket.
  - You are required to access [wt.chinet.org](http://wt.chinet.org) within three days of arrival into the United States to check in, use the SEVIS tab on the left hand side of the [wt.chinet.org](http://wt.chinet.org) portal.
  - You are required to access [wt.chinet.org](http://wt.chinet.org), every month following your initial check in, for the duration of your program to complete a monthly report.
  - Failure to complete SEVIS check-ins, may result in a participant's negative program status.
- 

## **Arriving at a United States Airport**

The following documents you **MUST** have in your possession and present to the U.S. immigration officials upon arrival in the U.S.:

- Valid passport
- DS-2019 Form, the original copy signed with blue ink. Do not accidentally give your loved ones the original copy for safekeeping.
- I-901 SEVIS fee receipt
- J-1 Visa
- Job Offer
- Sponsor Letter

### **Arrival Tips:**

- The immigration officer will review all documents, validate, and place a stamp on your DS-2019 form and your passport. The officer will then return all validated documents to you, including the DS-2019 form.
  - Use your “do not lose it” discipline, remember to collect all documents from the immigration officer. This is a place students often misplace documents. Students are nervous, excited and fail to check they have received everything back before leaving the area.
  - Wait to check-in on social media or take a selfie until you check you have all your documents.
  - You should have no problem entering the U.S. as long as you have all the proper documentation, cooperate and communicate respectfully with the U.S. immigration officers at the airport.
- 

## **Traveling to your Final Destination**

- Before you leave your home country map out your trip. [www.rome2rio.com](http://www.rome2rio.com) is a great website for this research. Your CHI representative will send you exact instructions in a letter prior to your arrival. Check your email daily, it is very important.
  - When estimating your arrival time please add extra time for waiting for baggage, eating, or missing a bus or train connection.
  - Be sure to have a small amount of American currency for regional travel before leaving the airport. Do NOT accept rides from strangers at the airport!
  - Plan accordingly, if arriving late at night, please stay in a hotel or hostel and travel in the morning. (You will not be able to get into your housing if arriving late at night.)
- 

## **Arriving at your Final Destination | What do I need to do now?**

- It is very important that you log into the SEVIS system within three days of your arrival. Log into [www.sevis.org](http://www.sevis.org) or if you have no access to the web, call CHI for assistance at 1-800-432-4643. There are SERIOUS consequences if you do not validate your visa, beginning with a cancellation of your visa, so do it as soon as possible!
  - Go to your employer, let them know you have arrived safely. They will provide you with your orientation/start date.
  - 24 hours after entering the United States you will be required to retrieve a document on the internet called an I-94.
  - Wait 5 business days after checking into SEVIS and report to the Social Security office to apply for a Social Security number.
- 

## **I - 94**

The I-94 Form is the Arrival / Departure Record that is issued by the immigration officer at the airport to all foreign visitors entering the United States. All I-94 records are created electronically and accessible online 24 hours after arrival.

### **Retrieval Tips:**

- Wait 24 hours following your arrival in the US before you attempt to retrieve your I-94 number.
  - Ensure that the computer you are using is connected to a printer (local library).
  - Go to the <https://i94.cbp.dhs.gov>
  - Enter the required information in all CAPITAL letters. Please make sure you enter your name exactly as it appears in your passport
  - Click Submit
  - You must print this document, it is a required document at Social Security
- 

## **Applying for a Social Security Number**

You must register with the local Social Security Office to get your card and number. **YOU MUST WAIT TO RECEIVE YOUR S STATUS**, before you apply for a Social Security card! This in most cases, takes 5 business days from the day you first checked into SEVIS.

## Required Documents:

- Valid passport
  - DS-2019 Form, the original copy signed with blue ink. Do not accidentally give your loved ones the original copy for safekeeping.
  - I-901 SEVIS fee receipt
  - J-1 Visa
  - I - 94 Form, printed from the internet at your local community library or employer.
- 

## Second Jobs

- CHI does not provide second jobs.
  - Second jobs are possible. However, your responsibility is to your primary employer. It is the primary employers participation in the Work & Travel program that has afforded you the opportunity to come to the United States.
  - A second job may not conflict with your primary CHI position in anyway.
  - If you are considering looking for a second job, please be reminded the employer must be approved by CHI for your safety.
  - Failure to have any second job approved may result in a participant's negative program status.
  - Your CHI representative will send you exact instructions in a letter prior to your arrival. Check your email daily, it is very important.
- 


## Health Insurance

**It is required that all participants of Work & Travel obtain health insurance.**

- Your health insurance provider will email your instructions to obtain your insurance card.
  - Do not leave your home country without accessing the health insurance website and printing your card.
  - In the United States, doctors and hospitals are in different buildings. Doctors generally have offices away from the hospital or work at an urgent care facility or clinic.
  - For a basic illness, you will go to a doctors office, urgent care facility or clinic, pay \$100 and your insurance will cover any costs incurred after \$100.
  - For a serious emergency, you will go to the hospital or emergency center, pay \$350 and your insurance will cover any costs incurred after \$350.
  - There is limited coverage for dental emergencies. Please visit your primary care doctor and dentist in your home country before traveling to the United States.
  - Please contact your CHI representative to report any illness or emergency you may have, so they can provide assistance.
- 

## Know the Law

- In the United States, you must be at least 21 years of age to purchase, possess or consume alcoholic beverages. Underage drinking is illegal and can have severe consequences for young people who drink and for adults who provide alcoholic beverages to those under 21.
-



# Hard Rock



## Atlantic City, New Jersey

Adaptation is not always easy, working is hard, but it is important to remember that you are temporarily in the United States for a new learning experience.

The key to a successful program is to stay positive and be flexible.



Participants who accept the position, must be willing to clean.



Participants who accept the position, must be physically able push, pull, and lift 15 kgs with no physical limitations.



Participants who accept the position, must be willing to remove trash.




Participants who accept the position, must not have any allergies, to dust or cleaning chemicals.



Participants who accept this position, will be required to clean bathrooms.



Participants who accept this position, must be willing to work fast. Cleaning 13+ rooms per day.



The concept of time plays a great role in American culture. Being late consistently makes you unreliable. Come to work as scheduled and on time. Good attendance ensures your hours.



No job, or hours at a job, can be 100% guaranteed. Regardless of what your work contract states, there is always a possibility that you will work more or less hours. Expect lower hours during the first two weeks of training.




Second jobs must be approved by CHI prior to starting. Your CHI coordinator will help you with this process. Your second job can not conflict with your primary job. If you have a conflict, your primary employer will not guarantee 32 hours.



Some work days will be slower than others. It is common practice for employees to be sent home early if business does not allow for a full staff.



Participants should have the experience and knowledge necessary to deal with the potential dangers of life in an urban environment. Pick pockets operate in this area.



Open a bank account and get a debit card. Do not carry cash, valuables or your documents with you. Bring an alternative ID to carry. Keep your passport and documents stored safely at your housing.



Participants should use common sense, stay with a partner or friend, especially at night. It is recommended participants let a friend know where they are.



Bicycle riders with helmets had an 85 percent reduction in their risk of head injury and an 88 percent reduction in their risk of brain injury. If you ride a bicycle in the US, wear a helmet.



You must arrange your own housing. We recommend you search for your housing prior to arrival. Be prepared with an arrival plan. Do not arrive late at night.



A security deposit protects landlords from the cost associated with; parties, loud noise, damage, dirt, trash, unpaid rent, or utility bills. Participants who leave housing before the end of their program will \*NOT\* see any portion of their security deposit returned. Your refund is conditional, CHI coordinators can not negotiate a return.



Participants should be aware the United States is a melting pot. You will come into contact with all kinds of people and ways of life. All ages, shapes and sizes, levels of wealth, backgrounds, religions, sexual preferences, and ethnicities.